



OPTONICA





PORTABLE POWER STATION 2000W SKU: 9421


 Electric kettle (1500W)
Around 13 Recharges


 Projector (100W)
Around 16.8 Hours


 Camping light (125W)
Around 13.4 Hours


 Macbook 12
Around 26 Recharges

 Car Fridge (60W)
Around 27.9 Hours


 Drone (40W)
Around 41 Recharges


 Camera (16W)
Around 104 Recharges

 Phone (4000mAh)
Around 141 Recharges

 Rice cooker (330W)
Around 5.1 Hours

 Electric fan (45W)
Around 37.3 Hours

 Refrigerator (120W)
Around 14 Hours

 Photography lights (300W)
Around 5.6 Hours



SPECIFICATIONS

Output		
AC output	Rated voltage	230V
	Rated power	2000W
	Peak power	4000W
	Frequency	50Hz
DC*2 Output	Rated voltage	12V
	Rated current	0-10A
DC Output Ciger Socket	Rated voltage	13.3V
	Rated current	10A
USB-A*4 Output	Rated voltage	5V
	Rated current	2.4A
USB-C*2 Output	PD: 100W Max	5V3A, 9V3A, 12V3A, 15V3A, 20V5A
Wireless	Rated output	5W/7.5W/10W (20W max)
Floodlight	mlm	200 Low / 800 Middle / 1400 high
Input		
AC Input	Rated Input	220-240V/10A
	Rated power	2000W Max
DC Input	Rated Input	12V-65V/10A
	Rated power	650W Max
Anderson	Rated Input	12V-65V/30A
	Rated power	650W Max
Battery		
Rated capacity		2096Wh
Battery cell type		Lithium-ion
General		
Working environment condition	Relative humidity: 20%-90%	
	Temperature: 32-104°F (-10-40°C)	
Size	400*274*278mm±5mm	



CHARGE FIRST! Before using your new power station, plug it into a suitable power outlet until it is fully charged. Then you can start your exciting journey with it.